



**OAKTREE**

# **Oaktree Strategic Credit Fund (AUD)**

**an Australian domiciled feeder fund investing into Oaktree Strategic  
Credit Fund (FCP)**

**AS AT 31 MARCH 2025**

Select information regarding Oaktree Strategic Credit Fund (AUD) ARSN 679 750 004 (the 'AU Fund'), Oaktree Strategic Credit Fund (FCP) (the 'Underlying Fund') and the Oaktree Strategic Credit Fund (the 'Fund').

## General

**Channel Investment Management Limited ABN 22 163 234 240 AFSL 439007 ('CIML') is the responsible entity and issuer of units for the AU Fund. The AU Fund is an Australian registered managed investment scheme that is expected to invest substantially all of its assets into the Underlying Fund, which in-turn invests in the Fund.** The investment manager of the Fund is Oaktree Fund Advisors, LLC ('Adviser' and together with its affiliates, 'Oaktree'). Unless otherwise indicated, all information contained in this document is as of the date on the first page of this document (the 'Report'). No reliance should be placed on the information and opinions expressed in this Report. CIML and Oaktree make no representations or warranties, express or implied, about the information provided herein and assumes no duty or obligation to update any information provided herein.

This Report relating to the AU Fund, has been produced by CIML and is provided to an investor or a prospective investor (the 'Investors') of the AU Fund for informational purposes only. Investors should note that CIML did not participate in the creation of this material beyond provision of information related solely to CIML or the AU Fund, including Fund performance data and related disclosures. CIML neither endorses nor approves content in this Report, other than such data. This Report contains important disclosure material specifically referable to the Fund provided by Oaktree. Investors in the AU Fund will not be investors in the Underlying Fund or the Fund, will have no direct interest in or voting rights in relation to the Underlying Fund or the Fund, and will have no standing or recourse against the Underlying Fund, the Fund, Oaktree, or any of their respective officers, trustees, directors, members, partners, shareholders, employees, agents or affiliates (or any officer, director, member, partner, shareholder, employee or agent of any such affiliate). Investors in the AU Fund will be subject to fees and expenses referable to the AU Fund, the Underlying Fund and the Fund. As a result, return related information presented in relation to the Fund will need to be considered having regard to fees and expenses in relation to the AU Fund and the Underlying Fund.

CIML neither guarantees the accuracy, completeness, or timeliness of the information within the Report nor adopts, endorses, or accepts any responsibility for the content, interpretations, errors, or omissions therein. Where CIML relies on third parties to provide information used in this document, CIML, its directors and its employees, are not responsible for the accuracy of that information. The Report is not intended as legal, tax, accounting, securities, investment advice, or an offer or solicitation for any financial sale of units in the AU Fund. Investors should not solely rely on this for investment decisions and are advised to consult their financial, legal, or tax professionals. Decisions based on the Report are the user's responsibility. The content pertaining to the Fund reflects Oaktree views and beliefs. An investor should, before making any investment decisions, consider the appropriateness of the information in this communication, and seek professional advice having regard to these matters, any relevant offer document and in particular, you should seek independent financial advice. For further information and before investing, please read the Product Disclosure Statement ('PDS') and Target Market Determination available from [osc.brookfieldoaktree.com/aud](https://osc.brookfieldoaktree.com/aud).

**This is a marketing communication.** It must be read alongside the AU Fund's PDS as required. The information here is illustrative, focusing on the AU Fund and the Fund. Returns for periods greater than one year are annualised. **Past performance is historical and not a reliable indicator of future performance.** There can be no assurance that the AU Fund will achieve results comparable to those of any of CIML's or Oaktree's prior funds or be able to implement its strategy or achieve its investment objectives, including due to an inability to access sufficient investment opportunities.

## References in the Fund Report

All references to "we", "us", or "our" in the report (page 3 and onwards) pertain to the Fund and references to "you" or "your" in the Fund's report are direct references to the AU Fund, as an investor in the Fund (via the Underlying Fund), unless the context requires otherwise.

## Confidentiality and Use of Report

This Report is being provided on a strictly confidential basis and on a non-reliance basis solely for the information of those persons to whom it is given for their sole and exclusive use in assessing their investment (or a proposed investment) in the AU Fund and may not be used for any other purpose (the 'Offer'). The materials, including the information contained herein, may not be copied, reproduced, republished, posted, transmitted, distributed, disseminated or disclosed, in whole or in part, to any other person in any way without the prior written consent of CIML or Oaktree which may be withheld in its absolute discretion. By accepting this Report, you agree that you will comply with these confidentiality restrictions and acknowledge that your compliance is a material inducement to CIML or Oaktree providing this Report to you.

## No Legal Obligations and Associated Risks

**A COPY OF THE AU FUND'S PDS MUST BE MADE AVAILABLE TO YOU IN ADVANCE OF ANY PURCHASE OF UNITS IN CONNECTION WITH THE OFFERING IN THE AU FUND.** This Report does not constitute an offer to sell, or a solicitation of an offer to buy, any securities or any investment advice, nor does it form part of any contract for the sale of any interest in the AU Fund or a commitment to undertake a transaction. Nothing herein is intended as a solicitation of the intended recipient or any other investors in any fund or account managed by CIML or Oaktree, nor is it a solicitation to provide any services. Nothing in this Report creates any legal binding obligations on the part of CIML or Oaktree. No representation is made that an Investor will or is likely to achieve results similar to those shown in this Report. All investments involve risk, including the total loss of principal.



# Oaktree Strategic Credit Fund (AUD) - (CHN2669AU) - Class A

an Australian domiciled feeder fund investing into the Oaktree Strategic Credit Fund (FCP) (the "Underlying Fund")

AU Fund Performance <sup>#</sup>						Since Inception
	1 Month	3 Month	6 Month	1 Year	3 Years p.a.	(31/12/2024)
Fund Net Return (Income)	0.73%	2.23%	-	-	-	2.23%
Total Net Return	0.19%	1.29%	-	-	-	1.29%

## AU Fund Facts

Trustee	Channel Investment Management Limited ("CIML")	AU Fund Inception Date	31-12-2024
AU Fund	Oaktree Strategic Credit Fund (AUD)	Underlying Fund Inception Date	1-06-2022
Underlying Fund	Oaktree Strategic Credit Fund (FCP)	AU Fund Total Expense Ratio	1.895% p.a. (excluding GST & RITC)*
Underlying Fund Investment Manager	Oaktree Fund Advisors, LLC ("Oaktree" or the "Underlying Fund Investment Manager")	Distributions	the AU Fund intends to make monthly distributions when applicable or available from the Underlying Fund.
Fund Base Currency	AUD	AU Fund Size	A\$1.6m
Underlying Fund Investment Strategy	Global Credit	AU Fund Redemption Unit Price	\$0.9906

#The returns stated are based on the month-end unit prices expressed in Australian Dollars. Net return of the AU Fund has been calculated after the deduction of management fees and operating costs. Please note that these figures do not factor in the potential tax obligations at an individual investor level. This is historical performance data. The value of an investment can rise and fall and past performance is not indicative of future performance. Investors are reminded to seek independent financial advice before making investment decisions based on this performance data. \*Total Expense Ratio is quoted excluding GST and performance fees and includes fund costs and expenses of the AU Fund as well as the fees of the Underlying Fund.

This document is issued by Channel Investment Management Limited ACN 163 234 240 AFSL 439007 ("CIML"). CIML is the trustee and issuer of units in the Oaktree Strategic Credit Fund (the 'AU Fund'). This document is intended for use only by the addressed recipient on the basis that they are a 'wholesale client' (as defined in the Corporations Act 2001 (Cth)). Nothing contained in this document is or shall be relied upon as a promise or representation, whether as to the past or the future. CIML does not provide any guarantee about the future performance of the investment products, managers, asset classes or capital markets discussed. This information in this document is given in summary form and does not purport to be complete. Information in this document, should not be considered advice or a recommendation to investors or potential investors in relation to holding, purchasing or selling units in the AU Fund and does not take into account your particular investment objectives, financial situation or needs. Before acting on any information you should consider the appropriateness of the information having regard to these matters, the Product Disclosure Statement, and you should seek independent financial advice. Except where under statute liability cannot be excluded, no liability (whether arising in negligence or otherwise) is accepted by CIML, its directors or its employees for any errors or omissions, or for any losses caused to any persons acting on the information contained in this document. For further information and before investing, please read the Product Disclosure Statement and Target Market Determination available from [osc.brookfieldoaktree.com/aud](https://osc.brookfieldoaktree.com/aud).

Fact Sheet as of March 31, 2025

# Oaktree Strategic Credit Fund


## Investment Overview

Seeking to invest in a diversified portfolio of income-generating private credit opportunities, with the flexibility to invest in high-quality public debt, that seeks to enhance total return and provide liquidity during periods of market dislocation.

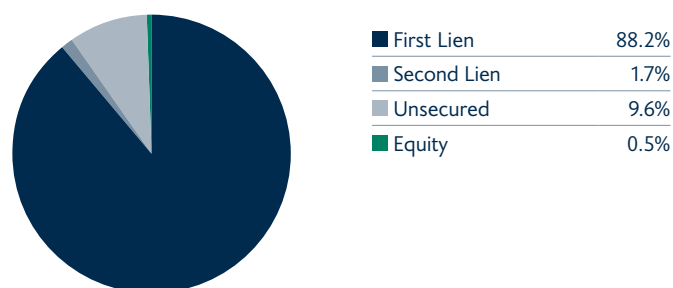
## Portfolio Statistics

Total Investments (at fair value)	\$5,822mm	Sponsored/Non-Sponsored <sup>2</sup>	87.0%/13.0%
Net Asset Value	\$3,777mm	Floating Rate <sup>3</sup>	92.7%
Issuer Count	179	Net Leverage <sup>4</sup>	0.47x
Private/Public Investments (committed but unfunded) <sup>1</sup>	72.0%/28.0%	Senior Secured	89.9%

## Asset Allocation<sup>5</sup>



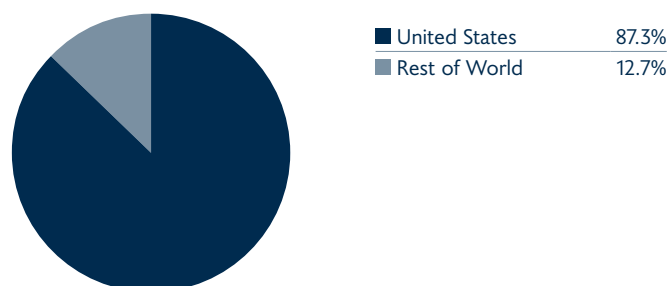
## Security Type<sup>5,6</sup>



## Top 10 Industries<sup>5,7</sup>

Software – Application Software	16.4%
Financial Services	7.4%
Commercial Services & Supplies	6.2%
Diversified Consumer Services	5.6%
Pharmaceuticals	5.0%
Health Care Equipment & Supplies	4.6%
Software – Systems Software	4.4%
Aerospace & Defense	4.1%
Interactive Media & Services	3.7%
Health Care Providers & Services	3.2%

## Geography<sup>5</sup>



<sup>1</sup> Private/Public Investments reflect percent of fair value of debt and equity investments on a committed but unfunded basis.

<sup>2</sup> Sponsored/Non-Sponsored figures are a percent of fair value of private investments.

<sup>3</sup> Floating Rate figure is calculated as a percent of fair value of debt investments.

<sup>4</sup> Regulatory net leverage ratio calculated as total debt divided by total net assets after adjusting for cash and cash equivalents.

<sup>5</sup> Portfolio figures measured as the fair value of investments for each category against the total fair value of all investments, unless otherwise noted. Totals may not sum due to rounding.

<sup>6</sup> The Fund invests in senior debt/unitranche debt which are senior in the capital structure or secured by company assets and prioritized for repayment in the case of bankruptcy, while junior debt (second lien and mezzanine) debts have a lower priority of repayment than do other senior, or higher-ranked debt.

<sup>7</sup> Based on GICS industries.

# Oaktree Strategic Credit Fund

## Performance Summary as of March 31, 2025

Share Class	NAV/Share <sup>9</sup>	Annualized Distribution Rate <sup>10</sup>	Total Returns Without Load <sup>8</sup>					Total Returns With Load <sup>8</sup>				
			Monthly	QTD	YTD	1-Year	Since Inception	Monthly	QTD	YTD	1-Year	Since Inception
Class I	\$23.28	10.31%	0.30%	1.54%	1.54%	9.15%	8.37%	–	–	–	–	–

Performance data quoted represent past performance; past performance does not guarantee future results. The investment return and fair value of an investment will fluctuate, so that an investor's shares, when redeemed, may be worth more or less than their original cost. Current performance of the Fund may be lower or higher than the performance quoted. Performance data current to the most recent month end may be obtained by visiting <https://osc.brookfieldoaktree.com>.

<sup>8</sup> Total return is calculated as the change in NAV per share during the period, plus distributions per share (assuming dividends and distributions are reinvested) divided by the beginning NAV per share. Returns for periods greater than one year are annualized. Class I Inception Date June 1, 2022.

<sup>9</sup> The Net Asset Value ("NAV") per share for each class of shares is determined by dividing the value of total assets (including accrued interest, dividends and assets purchased with borrowings) attributable to the class minus liabilities (including accrued expenses, any reserves established by the Adviser in its discretion for contingent liabilities and any borrowings) attributable to the class by the total number of Common Shares outstanding of the class at the date as of which the determination is made.

<sup>10</sup> As of April 30, 2025. Annualized Distribution Rate reflects the current month's distribution annualized and divided by the prior month's last reported NAV. Past performance is not necessarily indicative of future results. There is no assurance we will pay distributions. Distributions may be funded from sources other than cash flow from operations, including, without limitation, the sale of assets, borrowings, return of capital or offering proceeds. Distributions paid from offering proceeds may constitute a return of capital. We have no limits on the amounts we may pay from such sources to fund distributions. Distributions may also be funded in significant part, directly or indirectly, from temporary waivers or expense reimbursements borne by the Adviser or its affiliates, that may be subject to reimbursement to the Adviser or its affiliates, and therefore can reduce future distributions to which you would otherwise be entitled. The extent to which we pay distributions from sources other than cash flow from operations will depend on various factors, including the level of participation in our distribution reinvestment plan, how quickly we invest the proceeds from this offering (and any future offering) and the performance of our investments. Funding distributions from the sales of assets, borrowings, return of capital or proceeds of this offering will result in us having less funds available to acquire investments. As a result, the return you realize on your investment may be reduced. Doing so may also negatively impact our ability to generate cash flows. Likewise, funding distributions from the sale of additional securities will dilute your interest on a percentage basis and may impact the value of your investment especially if we sell these securities at prices less than the price you paid for your shares. We believe the likelihood that we pay distributions from sources other than cash flow from operations will be higher in the early stages of the offering.

## Top 10 Portfolio Holdings as of March 31, 2025<sup>11</sup>

Company Name	Private Credit/ Public Debt	Sponsored/ Non-Sponsored	Industry	Security Type <sup>12</sup>	Coupon <sup>13</sup>	Par Value (\$MM)	Original Issue Discount <sup>14</sup>	Call Protection
Spruce Bidco II Inc	Private	Sponsored	Health Care Equipment & Supplies	First Lien	SOFR+5.00% TONA+5.25% CORRA+5.00%	146.7	1.5	Yes
AVSC Holding Corp.	Private	Sponsored	Diversified Consumer Services	First Lien	SOFR+5.00%	123.0	2.0	Yes
Catalent, Inc.	Private	Sponsored	Life Sciences Tools & Services	First Lien	SOFR+5.25%	106.5	1.7	Yes
Saratoga	Private	Non-Sponsored	Financial Services	Unsecured	SOFR+5.33%	98.0	none	Yes
Arches Buyer Inc.	Private	Sponsored	Interactive Media & Services	First Lien	SOFR+5.50%	93.3	1.5	Yes
Galileo Parent, Inc.	Private	Sponsored	Aerospace & Defense	First Lien	SOFR+5.75%	90.6	0.7	Yes
Everbridge Inc.	Private	Sponsored	Software	First Lien	SOFR+5.00%	86.5	0.5	Yes
North Star Acquisitionco, LLC	Private	Sponsored	Diversified Consumer Services	First Lien	SOFR+4.75% NIBOR+4.75% SONIA+4.75%	85.0	2.0	Yes
Sorenson Communications, LLC	Private	Sponsored	Communications Equipment	First Lien	SOFR+5.75%	86.4	2.0	Yes
Biscuit Parent, LLC	Private	Non-Sponsored	Software	First Lien	SOFR+4.75%	82.5	1.2	Yes

<sup>11</sup> Includes only data for the Fund's 10 largest portfolio companies based on fair value of debt positions only. Holdings are subject to change.

<sup>12</sup> The Fund invests in senior debt/unitranche debt which are senior in the capital structure or secured by company assets and prioritized for repayment in the case of bankruptcy, while junior debt (second lien and mezzanine) debts have a lower priority of repayment than do other senior, or higher-ranked debt.

<sup>13</sup> Reflects coupon at time of issue. The London Interbank Offered Rate (LIBOR) is the basic rate of interest used in lending between banks on the London interbank market and is also used as a reference for setting the interest rate on other loans. The Secured Overnight Financing Rate (SOFR) is a broad measure of the cost of borrowing cash overnight collateralized by Treasury securities. SOFR is used as a reference rate to replace LIBOR. The Euro InterBank Offered Rate (EURIBOR) is a reference rate comprised of the average interest rate that eurozone banks use to lend to one another in euros on the inter-bank market. Sterling Overnight Index Average (SONIA) is an interest rate benchmark based on actual transactions and reflects the average of the interest rates that banks pay to borrow sterling overnight from other financial institutions and other institutional investors.

<sup>14</sup> Original Issue Discount (OID) is a form of interest equal to the difference between a loan instrument's price at maturity and its price at the time of issuance. Each point of OID represents 1% of face value.

# Oaktree Strategic Credit Fund

## Key Terms<sup>15</sup>

<b>Fund Name</b>	Oaktree Strategic Credit Fund, a Delaware statutory trust
<b>Distribution Manager</b>	Brookfield Oaktree Wealth Solutions LLC (member FINRA/SIPC) is the distribution manager for the Oaktree Strategic Credit Fund offering
<b>Adviser</b>	Oaktree Fund Advisors, LLC
<b>Structure</b>	A non-diversified, non-traded, closed-end management investment company that has elected to be regulated as a business development company ("BDC") under the Investment Company Act of 1940
<b>Portfolio Strategy</b>	Target ~70% in private loans and up to 30% in discounted, high-quality public investments to enhance total return in times of significant market dislocation; at least 80% in credit investments
<b>Suitability</b>	Either (1) a gross annual income of at least \$70,000 and a net worth of at least \$70,000 or (2) a net worth of at least \$250,000. Certain states have additional suitability standards. In addition, broker-dealers may impose heightened suitability and eligibility standards. Please see Oaktree Strategic Credit Fund's prospectus for more information.
<b>Minimum Investment</b>	\$2,500
<b>Subscriptions<sup>16</sup></b>	Monthly
<b>NAV Frequency<sup>17</sup></b>	Monthly
<b>Distributions<sup>18</sup></b>	Monthly (not guaranteed, subject to board approval)
<b>Management Fee</b>	1.25% per annum, calculated on net assets as of the first calendar day of the applicable month, payable monthly
<b>Incentive Fee</b>	<ul style="list-style-type: none"> <li>• 12.5% of net investment income, subject to 5% hurdle and full catch-up, payable quarterly</li> <li>• 12.5% of realized capital gains, net of realized and unrealized losses, payable annually</li> </ul>
<b>Liquidity<sup>19</sup></b>	Quarterly tender offers at current NAV, limited to 5% of common shares outstanding (either by number of shares or aggregate NAV), as of the previous calendar quarter. In addition, tender offers are subject to approval of the Board who may suspend or terminate the Share Repurchase Program if the Board believes it to be in the best interest of the Fund and its shareholders. Shares that have been outstanding for less than one year will be repurchased at 98% of NAV.
<b>Leverage</b>	Target leverage of 0.85x to 1.0x debt-to-equity; 2.0x regulatory cap
<b>Tax Reporting</b>	Form 1099-DIV

## Share Classes & Fee Structures

	Class S Shares	Class D Shares	Class I Shares
Availability	Through transactional brokerage accounts	Through fee-based (wrap) programs, broker-dealers, registered investment advisers, and bank trust departments	Through fee-based (wrap) programs, endowments, foundations, pension funds and other institutional investors and broker-dealers
Maximum Upfront Sales Charge <sup>20</sup>	3.50%	1.50%	—
Maximum Early Repurchase Deduction <sup>21</sup>	2.0%	2.0%	2.0%
Ongoing Shareholder Servicing and/or Distribution Fee <sup>22</sup>	0.85%	0.25%	—
Minimum Initial Investment <sup>23</sup>	\$2,500	\$2,500	\$1,000,000

<sup>15</sup> Terms summarized herein are for informational purposes and qualified in their entirety by the more detailed information set forth in Oaktree Strategic Credit Fund's prospectus. You should read the prospectus carefully prior to making an investment.

<sup>16</sup> Subscription orders for purchases will be accepted on the first day of each month. Subscription requests must be received at least five business days before the first day of each month and NAV will be available generally 20 business days after the effective date of the purchase. Because subscriptions must be submitted at least

five business days prior to the first day of each month, investors will not know the NAV per share at which they will be subscribing at the time of subscription. See Oaktree Strategic Credit Fund's prospectus for more information.

<sup>17</sup> Oaktree Strategic Credit Fund intends to sell its common shares at a net offering price that it believes reflects the net asset value per share as determined in accordance with Oaktree Strategic Credit Fund's share pricing policy. Oaktree Strategic Credit Fund will modify its public offering price to the extent necessary to comply with the requirements of the Investment Company Act of 1940, including



# Oaktree Strategic Credit Fund

the requirement that Oaktree Strategic Credit Fund does not sell its common shares at a net offering price below its net asset value per share (unless Oaktree Strategic Credit Fund obtains the requisite approval from its shareholders). To the extent there is a possibility that Oaktree Strategic Credit Fund could sell shares of any class of its common shares at a price which, after deducting any upfront sales load, is below the then-current net asset value per share of the applicable class at the time at which the sale is made, the board of trustees or a committee thereof will elect to either (i) postpone the closing until such time that there is no longer the possibility of the occurrence of such event or (ii) determine the net asset value per share within two days prior to any such sale, in each case, to ensure that such sale will not be at a price which, after deducting any upfront sales load, is below the then-current net asset value per share of the applicable class.

- <sup>18</sup> There is no assurance Oaktree Strategic Credit Fund will pay distributions in any particular amount, if at all. Any distributions Oaktree Strategic Credit Fund make will be at the discretion of its Board of Trustees. Oaktree Strategic Credit Fund may fund any distributions from sources other than cash flow from operations, including, without limitation, the sale of assets, borrowings, return of capital or offering proceeds, and Oaktree Strategic Credit Fund has no limits on the amounts it may pay from such sources. Oaktree Strategic Credit Fund believes that the likelihood that it pays distributions from sources other than cash flow from operations will be higher in the early stages of the offering.
- <sup>19</sup> Periodic liquidity is provided through Oaktree Strategic Credit Fund's share repurchase plan, which is subject to board discretion, has quarterly limits, and may be suspended.
- <sup>20</sup> No upfront sales load will be paid with respect to Class S shares, Class D shares or Class I shares, however, if you buy Class S shares or Class D shares through certain financial intermediaries, they may directly charge you transaction or other fees, including upfront placement fees or brokerage commissions, in such amount as they may determine, provided that selling agents limit such charges to a 1.5% cap on NAV for Class D shares and 3.5% cap on NAV for Class S shares. Selling agents will not charge such fees on Class I shares. Please consult your selling agent for additional information.
- <sup>21</sup> Periodic liquidity is provided through Oaktree Strategic Credit Fund's share repurchase plan, which is subject to board discretion, has quarterly limits, and may be suspended. To the extent Oaktree Strategic Credit Fund offers to repurchase shares in any particular quarter, shares held for less than one year and tendered for repurchase will be repurchased at 98% of NAV.
- <sup>22</sup> Selling agents will not charge such fees on Class I shares. We will also pay the following shareholder servicing and/or distribution fees to the distribution manager, subject to Financial Industry Regulatory Authority, Inc. ("FINRA") limitations on underwriting compensation: (a) for Class S shares, a shareholder servicing and/or distribution fee equal to 0.85% per annum of the aggregate NAV as of the beginning of the first calendar day of the month for the Class S shares and (b) for Class D shares only, a shareholder servicing fee equal to 0.25% per annum of the aggregate NAV as of the beginning of the first calendar day of the month for the Class D shares, in each case, payable monthly.
- <sup>23</sup> Select broker-dealers may have higher suitability standards, may not offer all share classes, or may offer shares at a higher minimum initial investment or lower initial investment with respect to Class I shares.

## Disclosures

**Before investing, consider Oaktree Strategic Credit Fund's investment objectives, risks, charges and expenses. To obtain a prospectus, which contains this information, please download the prospectus from [osc.brookfieldoaktree.com](https://osc.brookfieldoaktree.com). Please read the prospectus carefully before investing.**

Oaktree Fund Advisors, LLC (the "Adviser" and, collectively with its affiliates, referred as "Oaktree"). The words "we," "us," "our" and the "Fund" refer to Oaktree Strategic Credit Fund, together with its consolidated subsidiaries.

This sales and advertising literature is neither an offer to sell nor a solicitation of an offer to buy any securities. An offering is made only by the Fund's prospectus. This literature must be read in conjunction with the Fund's prospectus in order to fully understand all of the implications and risks of the offering of securities to which the prospectus relates. A copy of the Fund's prospectus must be made available to you in connection with any offering. Neither the Securities and Exchange Commission nor any other state securities regulator has approved or disapproved of our common shares, determined if the prospectus is truthful or complete, or passed on or endorsed the merits of the offering. Any representation to the contrary is a criminal offense.

## Risk Factors

An investment in common shares (the "shares") of beneficial interest in Oaktree Strategic Credit Fund involves a high degree of risk. You should only purchase shares of Oaktree Strategic Credit Fund if you can afford to lose your complete investment. Prior to making an investment, you should read the prospectus, including the "Risk Factors" section therein, which contains a discussion of the risks and uncertainties that Oaktree Strategic Credit Fund believes are material to its business, operating results, prospects and financial condition. These risks include, but are not limited to, the following:

- Oaktree Strategic Credit Fund has only a limited prior operating history and there is no assurance that it will achieve its investment objective.
- This is a "blind pool" offering and thus you will not have the opportunity to evaluate Oaktree Strategic Credit Fund's investments before it makes them.
- You should not expect to be able to sell your shares regardless of how well Oaktree Strategic Credit Fund performs.
- You should consider that you may not have access to the money you invest for an extended period of time.
- Oaktree Strategic Credit Fund does not intend to list the shares on any securities exchange, and it does not expect a secondary market in the shares to develop prior to any listing.
- Because you may be unable to sell your shares, you will be unable to reduce your exposure in any market downturn.
- Oaktree Strategic Credit Fund has implemented a share repurchase program, but only a limited number of shares will be eligible for repurchase, and repurchases will be subject to available liquidity and other significant restrictions.
- An investment in the Fund's shares is not suitable for you if you need access to the money you invest. See "Suitability Standards" and "Share Repurchase Program" in the prospectus.
- Oaktree Strategic Credit Fund cannot guarantee that it will make distributions, and if it does, it may fund such distributions from sources other than cash flow from operations, including, without limitation, the sale of assets, borrowings, return of capital or offering proceeds, and there are no limits on the amounts Oaktree Strategic Credit Fund may pay from such sources.
- Distributions may also be funded in significant part, directly or indirectly, from temporary waivers or expense reimbursements borne by Oaktree Fund Advisers, LLC (the "Adviser") or its affiliates and which may be subject to reimbursement to the Adviser or its affiliates. The repayment of any amounts owed to Oaktree Strategic Credit Fund's affiliates will reduce future distributions to which you would otherwise be entitled.
- Oaktree Strategic Credit Fund is using and expects to continue to use leverage, which will magnify the potential loss on amounts invested in it.
- Oaktree Strategic Credit Fund qualifies as an "emerging growth company" as defined in the Jumpstart Our Business Startups Act, which means that it is eligible to take advantage of certain exemptions from various reporting and disclosure requirements that are applicable to public companies that are not emerging growth companies, and Oaktree Strategic Credit Fund cannot be certain whether or not the reduced disclosure requirements applicable to emerging growth companies will make its shares less attractive to investors.
- Oaktree Strategic Credit Fund intends to invest in securities that are rated below investment grade by rating agencies or that would be rated below investment grade if they were rated. Below-investment-grade securities, which are often referred to as "junk," have predominantly speculative characteristics with respect to the issuer's capacity to pay interest and repay principal. They may also be illiquid and difficult to value.

Fact Sheet as of March 31, 2025

# Oaktree Strategic Credit Fund

## Forward-Looking Statements

This fact sheet contains forward-looking statements about Oaktree Strategic Credit Fund's business, including, in particular, statements about its plans, strategies and objectives. You can generally identify forward-looking statements by the use of forward-looking terminology such as "may," "will," "expect," "intend," "anticipate," "estimate," "believe," "continue" or other similar words. These statements include Oaktree Strategic Credit Fund's financial projections and estimates and their underlying assumptions, plans and objectives for future operations, including plans and objectives relating to future growth and availability of funds, and they are based on current expectations that involve numerous risks and uncertainties. Assumptions relating to these statements involve judgments with respect to, among other things, future economic, competitive and market conditions and future business decisions, all of which are difficult or impossible to accurately predict and most of which are beyond Oaktree Strategic Credit Fund's control. Although Oaktree Strategic Credit Fund believes the assumptions underlying the forward-looking statements, and the forward-looking statements themselves, are reasonable, any of the assumptions could be inaccurate and, therefore, there is no assurance that these forward-looking statements will prove to be accurate, and Oaktree Strategic Credit Fund's actual results, performance and achievements may be materially different from that expressed or implied by these forward-looking statements. In light of the significant uncertainties inherent in these forward-looking statements, the inclusion of this information should not be regarded as a representation by Oaktree Strategic Credit Fund or any person that Oaktree Strategic Credit Fund's objectives and plans, which it considers to be reasonable, will be achieved.

You should carefully review the "Risk Factors" section of the prospectus, and any updated risk factors included in Oaktree Strategic Credit Fund's periodic filings with the Securities and Exchange Commission (the "SEC"), which will be accessible on the SEC's website at [www.sec.gov](http://www.sec.gov), for a discussion of the risks and uncertainties that Oaktree Strategic Credit Fund believes are material to its business, operating results, prospects and financial condition. These factors should not be construed as exhaustive, and they should be read in conjunction with the other cautionary statements that are included in this document (or the prospectus and other SEC filings). Except as otherwise required by federal securities laws, Oaktree Strategic Credit Fund does not undertake to publicly update or revise any forward-looking statements, whether as a result of new information, future events or otherwise.

**Before investing, consider the Fund's investment objectives, risks, charges and expenses. To obtain a prospectus, which contains this information, please download the prospectus from [osc.brookfieldoaktree.com](http://osc.brookfieldoaktree.com). Please read the prospectus carefully before investing.**

Brookfield Oaktree Wealth Solutions LLC (member FINRA/SIPC) is the distribution manager for the Oaktree Strategic Credit Fund offering.

Investment Products: Not FDIC Insured | May Lose Value | Not Bank Guaranteed

© 2025 Brookfield Asset Management Inc.

00323-7E



## JURISDICTION-SPECIFIC IMPORTANT INFORMATION

### AUSTRALIA:

The provision of this document to any person does not constitute an offer of securities or financial products of any kind to that person or an invitation to that person to apply for securities or financial products of any kind. Any such offer or invitation will only be extended to a person in Australia under the terms of a separate document (such as a private placement memorandum), containing the full terms and conditions of any such offer or invitation. This document is not a disclosure document for the purposes of the Australian Corporations Act 2001 (Cth) ('Act') and has not been lodged with the Australian Securities and Investments Commission.

This document is provided only for use by persons who are wholesale clients for the purposes of the Act ('Wholesale Client'). Any securities or financial products described in, or services that may be referred to or provided in connection with, this document are not made available to any person who is a retail client for the purposes of the Act. By accepting this document, you expressly acknowledge and represent that you are a Wholesale Client. This document is not intended to be distributed or passed on, directly or indirectly, to any other class of persons in Australia.

Any person to whom the securities or financial products described in this document are issued must not, within 12 months after the issue, offer, transfer or assign that security or financial product to investors in Australia except in circumstances where disclosure to investors is not required under the Act.

The information in this document has been prepared without taking into account any recipient's investment objectives, financial situation, taxation position or particular needs or requirements and should not be relied on for the purposes of making any investment decision. Before acting on the information the investor should consider its appropriateness having regard to their objectives, financial situation and needs.

This document has not been prepared only for Australian investors. It:

- may contain references to dollar amounts which are not Australian dollars;
- may contain financial information which is not prepared in accordance with Australian law or practices;
- may not address risks associated with investment in foreign currency denominated investments; and may
- not address Australian tax issues.

### NEW ZEALAND:

Notice to residents of New Zealand:

This document and the information contained in or accompanying this document are not, and are under no circumstances to be construed as, an offer of financial products for issue requiring disclosure to an investor under Part 3 of the Financial Markets Conduct Act 2013 (N.Z.) (the 'Financial Markets Conduct Act (N.Z.)'). This document and the information contained in or accompanying this document have not been registered, filed with or approved by any New Zealand regulatory authority or under or in accordance with the Financial Markets Conduct Act (N.Z.). This document and the information contained in or accompanying this document are not a disclosure document under New Zealand law and do not contain all the information that a disclosure document is required to contain under New Zealand law. Any offer or sale of any Interests described in these materials in New Zealand will be made only:

- a) to a person who is required to pay a minimum of NZ\$750,000 for each Interest on acceptance of the offer; or
- b) to a person who is an investment business; or
- c) to a person who meets the investment activity criteria specified in clause 38 of Schedule 1 of the Financial Markets Conduct Act (N.Z.); or
- d) to a person who is large within the meaning of clause 39 of Schedule 1 of the Financial Markets Conduct Act (N.Z.); or
- e) to a person who is a government agency; or
- f) to a person who is a close business associate within the meaning of clause 4 of Schedule 1 of the Financial Markets Conduct Act (N.Z.) of the Offeror; or
- g) in other circumstances where there is no contravention of the Financial Markets Conduct Act (N.Z.) (or any statutory modification or re-enactment of, or statutory substitution for, the Financial Markets Conduct Act (N.Z.)).

In subscribing for Interests each investor represents and agrees that it is not acquiring those Interests with a view to dealing with them (or any of them) other than where an exclusion under Part 1 of Schedule 1 of the Financial Markets Conduct Act (N.Z.) applies to such dealing and, accordingly:

- a) it has not offered or sold, and will not offer or sell, directly or indirectly, any Interests; and
- b) it has not distributed and will not distribute, directly or indirectly, any offering materials or advertisement in relation to any offer of Interests,

in each case in New Zealand within 12 months after the issue of Interests to that investor other than to persons who meet the criteria set out in (a) to (g) above.